


STREAMING 101



by Lorraine Mitchell
Nettles Island Communications Chair

What is Streaming? (Plain English)

- Shows and movies arrive through the Internet instead of a cable box.
- You choose what to watch, and when.
- Many apps are FREE; paid ones are month-to-month.
- If you can use a remote, you can stream.



You'll need three things:



Internet
with
Wifi



Smart TV
or streaming
device



Streaming
service
provider

Amazon Fire Stick

What You Need

- 1) Internet (included with your Nettles package).
- 2) A Smart TV OR a Fire TV Stick or Apple TV.
- 3) A simple remote (comes with your TV/device).

*** Roku, TCL TVs, Onn (WalMart brand), some Philips TVs, Samsung TVs, some Sharp TVs => Look for Roku label on TV itself – look at remote control for a purple Roku button these TVs cannot get the Blue Stream app

Do I Have a Smart TV?

Look at the Remote Control

- If you see buttons for **Netflix, Prime Video, YouTube, Hulu, or other apps**, that's a clear sign it's a Smart TV.
- There may also be a **Home/Menu button** that brings up an on-screen menu of apps.



TV Screen on a Smart TV

- Step 1: Turn on your TV. Press HOME on the TV remote.
- Step 2: Look for app tiles like YouTube or Netflix.
- Step 3: If you see apps, you have a Smart TV. Otherwise, use a small streaming device.



Choose an Amazon Fire Stick if you have a Samsung TV or Roku based TV (TCL)

fire tv stick HD

Fast HD streaming with all new TV power & volume controls



Sports



TV



Movies



Music



Local News

Amazon Fire TV Stick HD (newest model), free and live TV, Alexa Voice Remote, smart home controls, HD streaming

[Visit the Amazon Fire TV Store](#)

4.7 ★★★★★ (33,363) | [Search this page](#)

Overall Pick

10K+ bought in past month

Limited time deal

-29% \$24⁹⁹

List Price: ~~\$34.99~~

✓prime Two-Day

FREE Returns


Save 20% with Trade-In

Thank you for being a Prime member. Get \$150 off Visa.



Step 1: What's in the Box






Put the batteries into the remote.




Plug end of cable
into power
adapter.






Plug other end
of cable into Fire
Stick

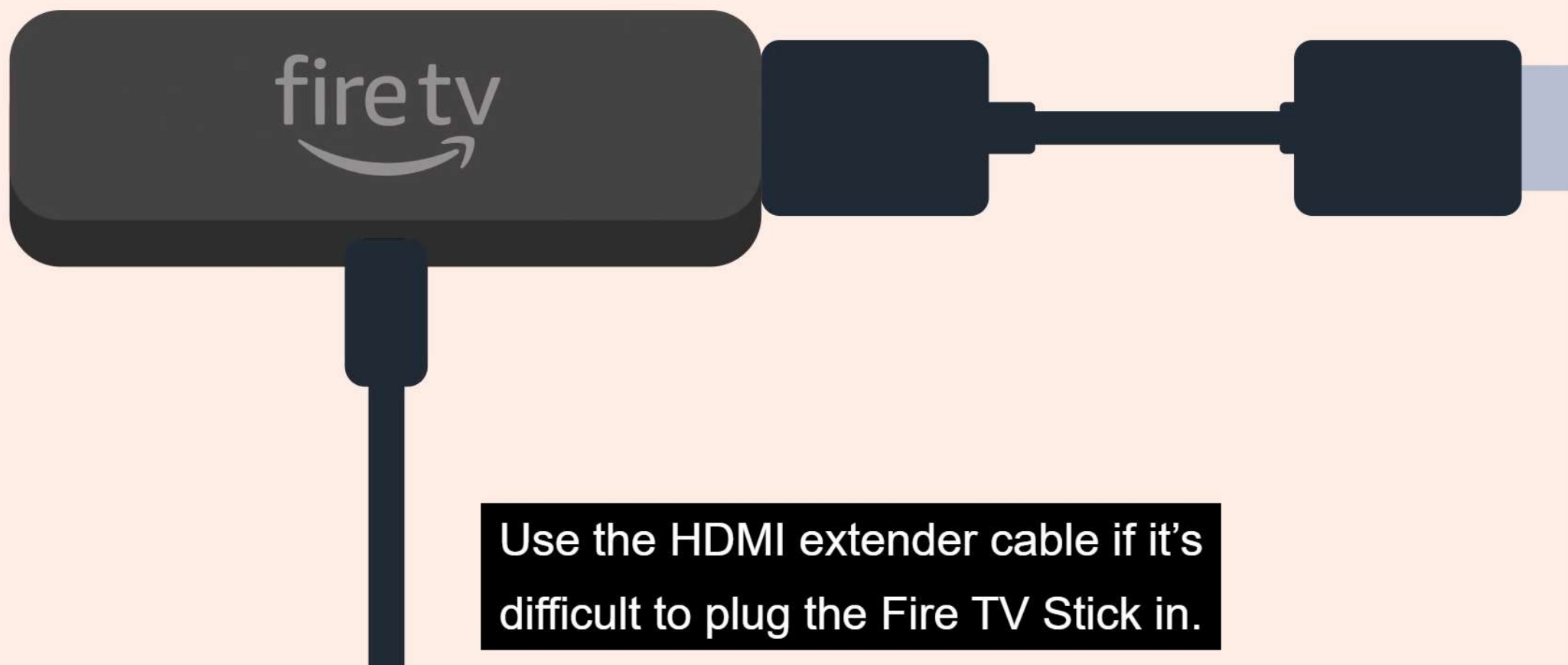
Plug into an electrical outlet on the wall.





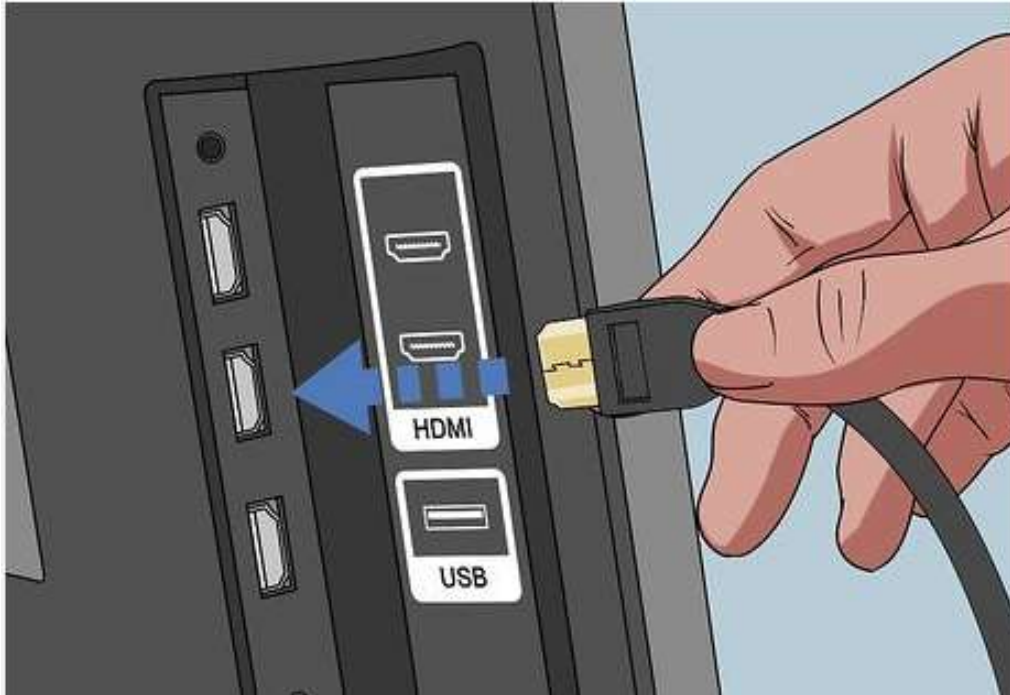
The stick itself plugs directly into an open HDMI port on the back or side of your TV. An optional HDMI extender cable is included if space is tight.





HDMI extender

Find the HDMI port on your TV



HDMI port should be labeled and looks like this.

Plug the Fire Stick alone, or the Fire Stick plus the extender into your TV's HDMI port.



At one point in
this video I
called it a “Roku
stick”I should
have said Fire
Stick!



Turn on your TV.

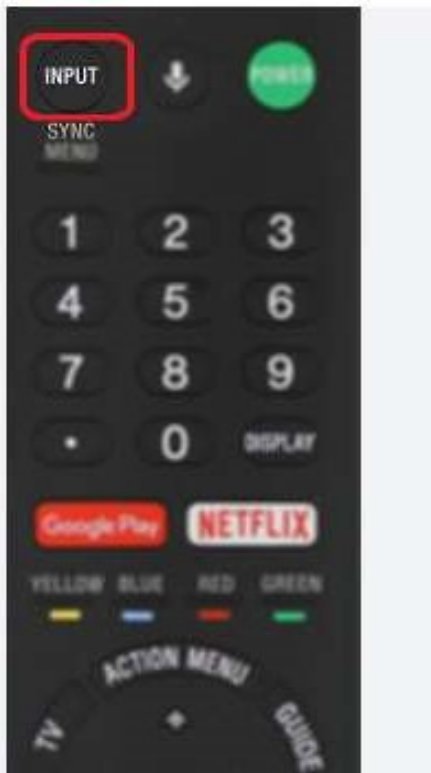


This diagram is included
in your box.

Find the remote control that came with your TV.

Switch to the remote control for your TV (not the Fire Stick remote and not the Blue Stream remote!)

Look for a button labeled “input” or “source” or an icon, such as a rectangle with an arrow pointing in, or a box within a box.



Connect the Device to Your TV (One-Time)

Keep pushing the input button until you reach the HDMI selection.



Pair Your Remote

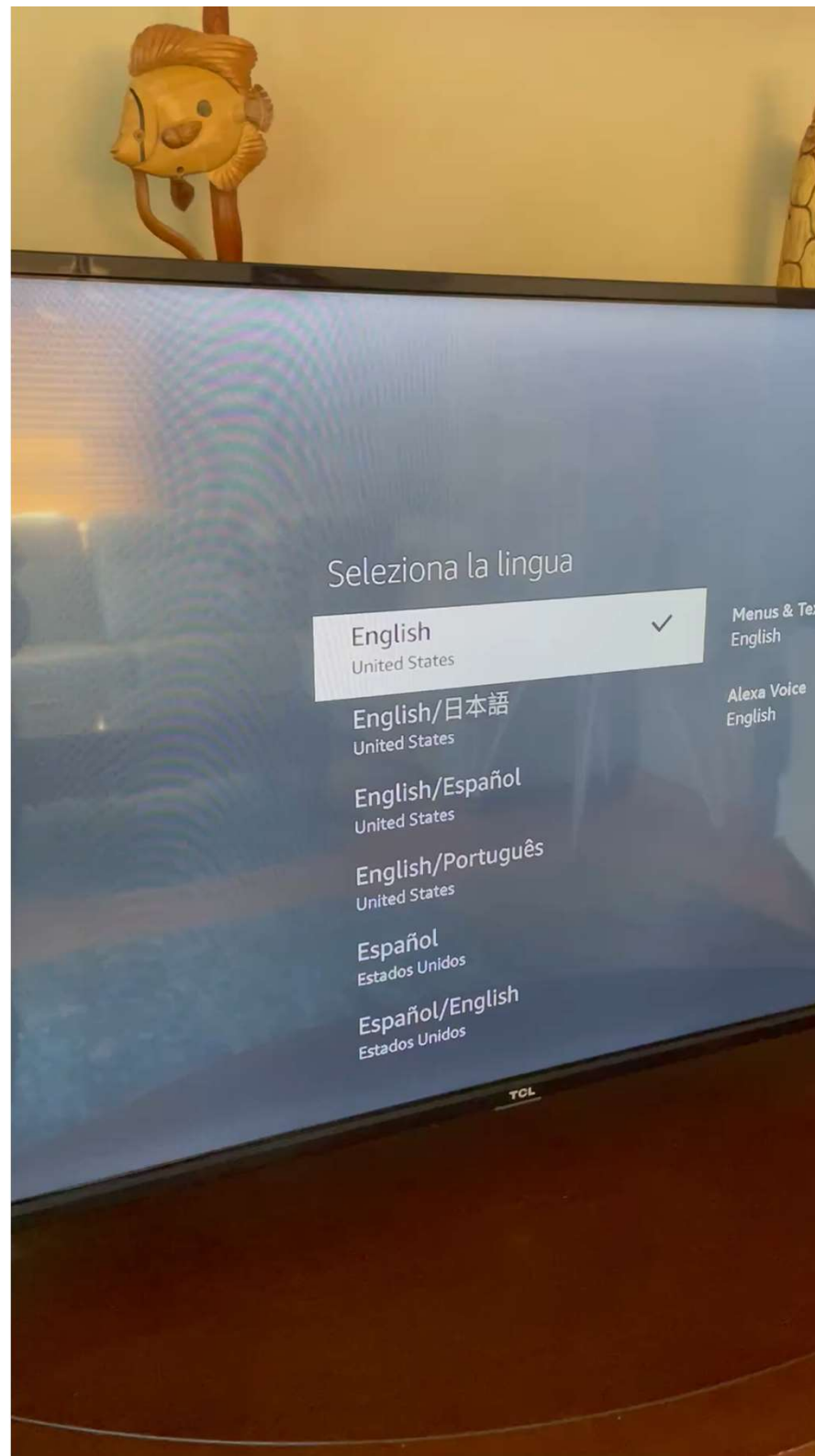
The remote should pair automatically.

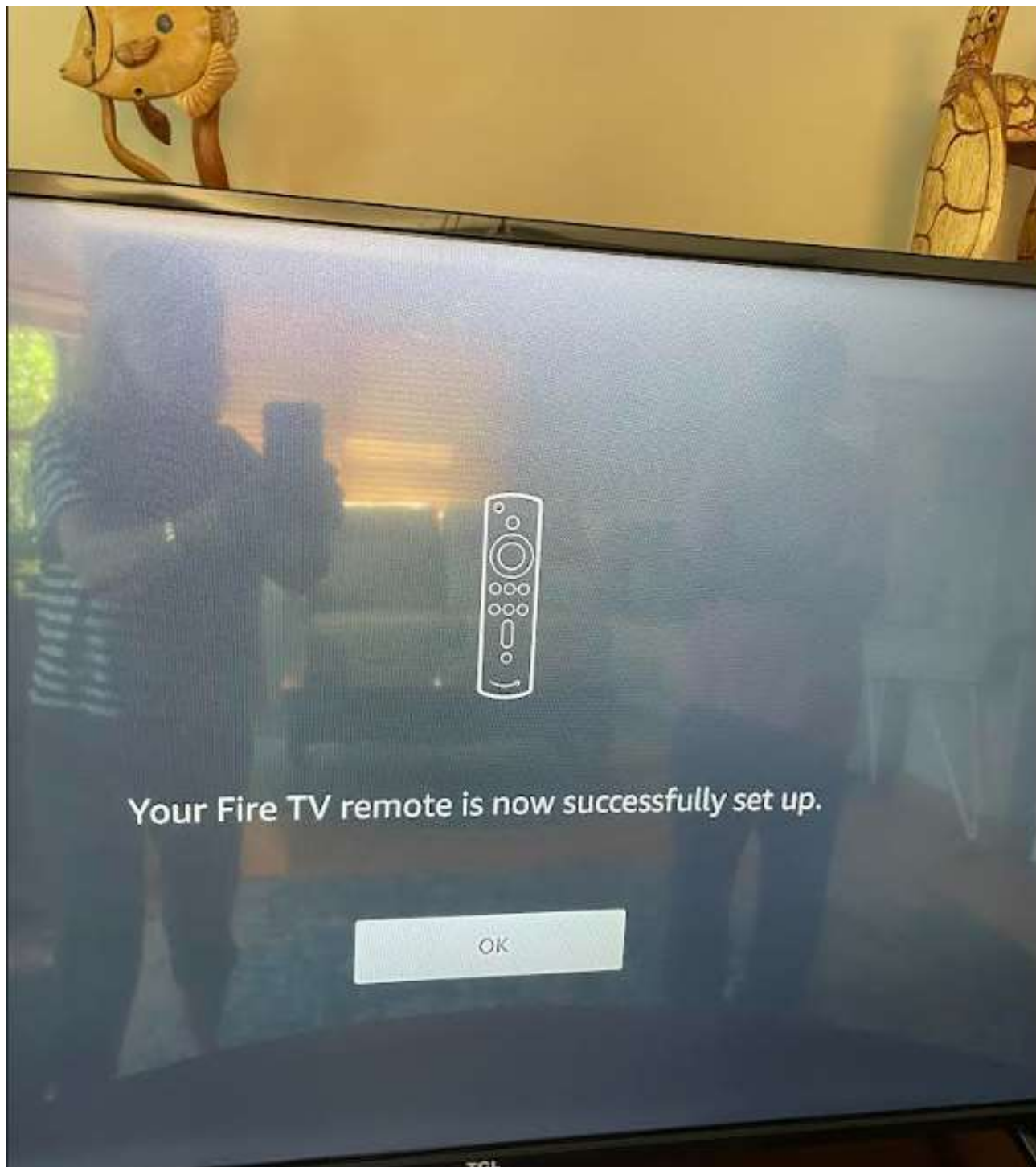
If not, press and hold the Home button for 10 seconds.



Step 6: Sign in to Your Amazon Account

- 1. Sign in with your Amazon account email and password.
- 2. If you don't have an Amazon account, create one on-screen.
- 3. Once signed in, your Fire Stick will register to your account.





Your Fire TV remote is now successfully set up.

OK

Choose your streaming services

Everything is free to add. Some will require payment for full access.

Get Started

No Thanks

Which popular services do you want?

tubi
FREE MOVIES & TV

Disney+

STARZ

fubo
LIVE TV & SPORTS

philo

cw



the following will be added to your Home screen

tubi
FREE MOVIES & TV



Finish





Sign up. It's free.

Credit cards never required!

First Name

*Email Address

*Password

* Birth Year

Sign up - Free

Already have an account? [Sign In](#)

[Privacy Policy](#), [Terms of Service](#), [Cookie Policy](#) and [Do Not Sell My Personal Information](#)



Pluto TV Trending Now

The buzziest and most popular movies on Pluto TV can now be found in one place: Pluto TV Trending Now. From recent Hollywood hits to the titles ever...

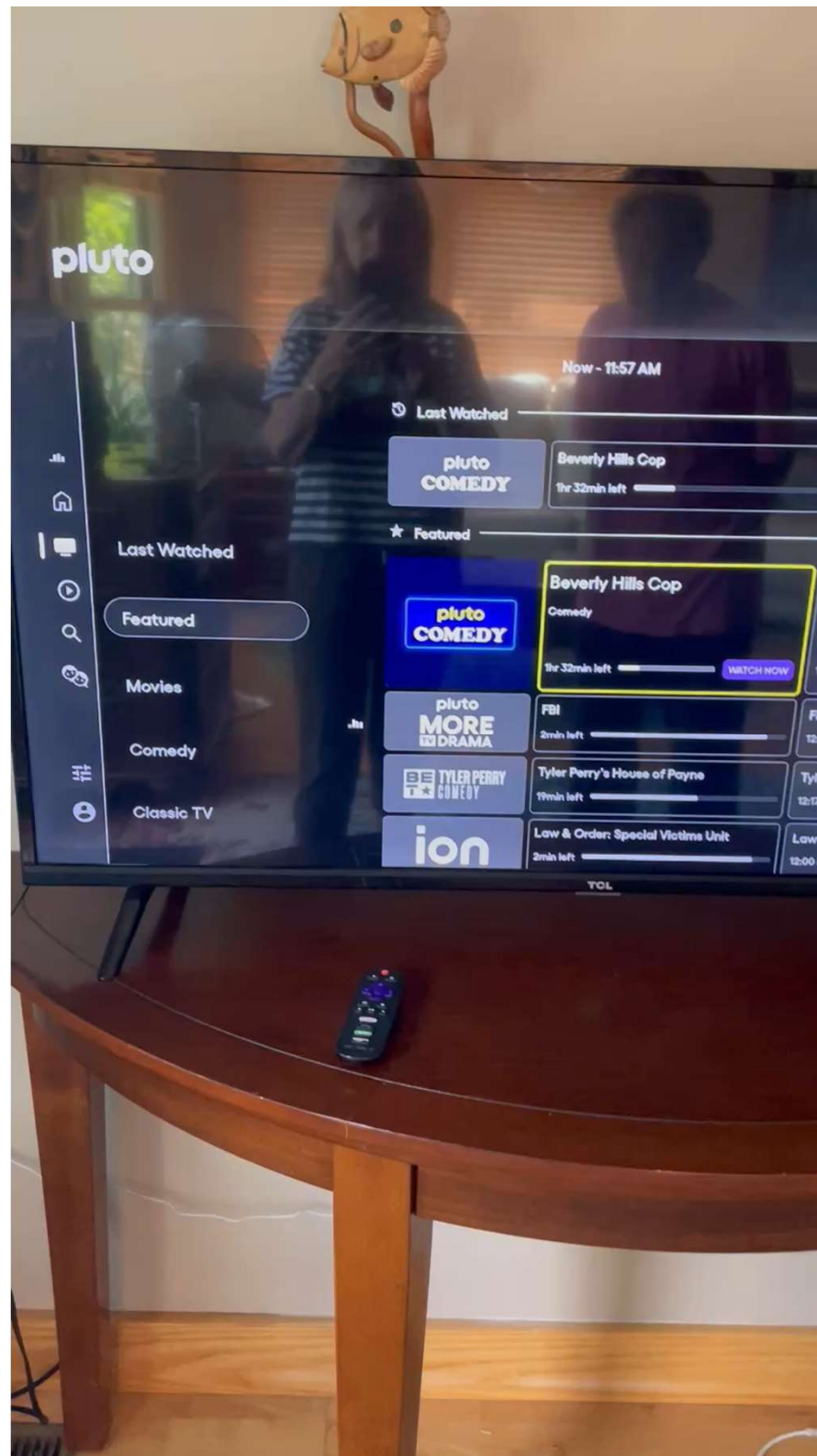


Now - 11:54 AM

Next

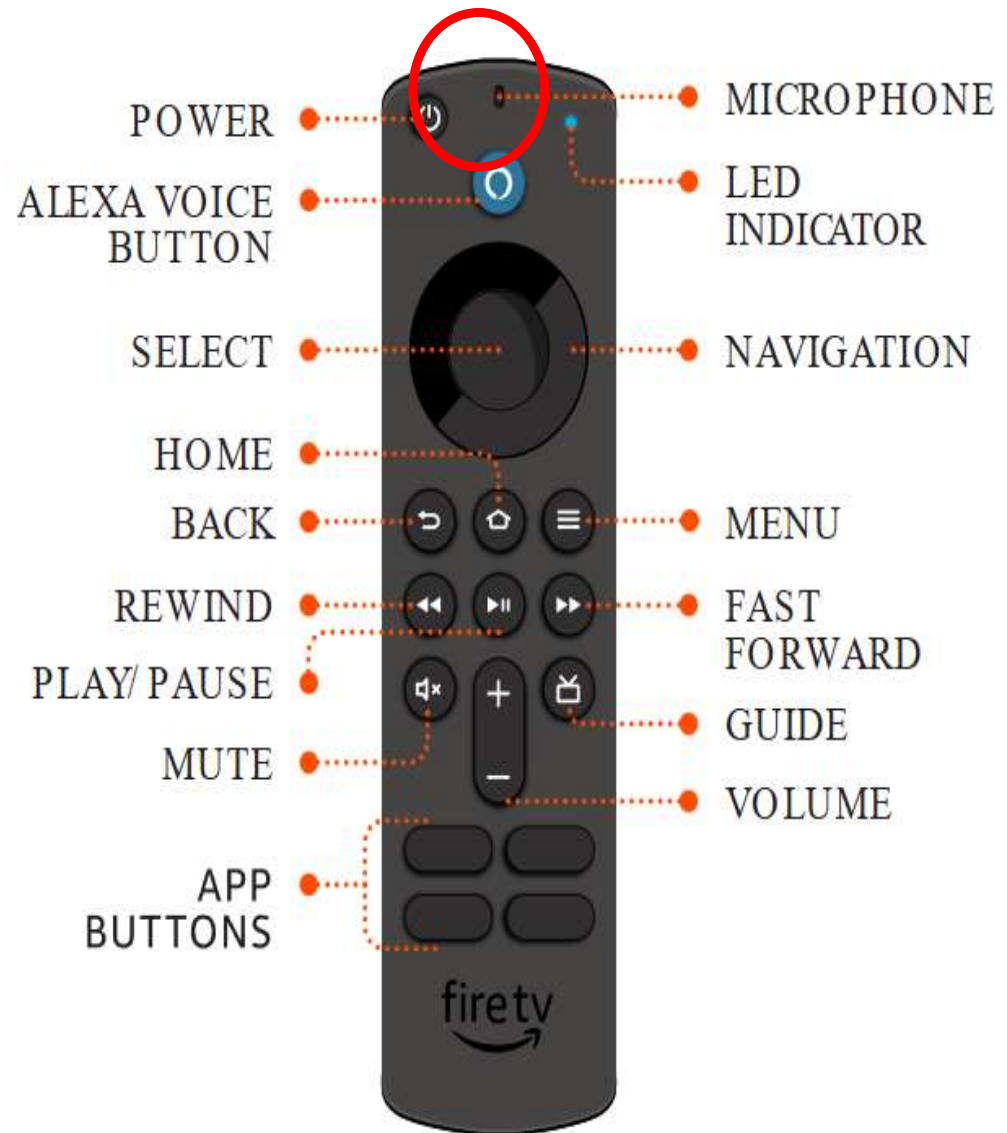
TCL





Voice Search

- Hold the mic button and say: 'Play I Love Lucy' or 'Open Pluto TV'.
- Release to search. Use arrows and OK to choose a result.



Install FREE Apps (Great to Start)

- 1) Open the device's App Store or Search.
- 2) Type: Pluto, Tubi, Freevee, YouTube.
- 3) Select Install or Add Channel.
- 4) Open the app and start watching.



How to Watch (Everyday Use)

- 1) Press HOME on the streaming remote.
- 2) Select an app (Pluto, Tubi, etc.).
- 3) Highlight a show and press OK/Play.
- 4) Pause, rewind, or fast-forward with the remote buttons.

Troubleshooting (Quick Fixes)

- No picture? Press INPUT on the TV and choose the correct HDMI.
- No Internet? Check Wi-Fi symbol; reboot router (unplug 20 sec).
- Buffering/slow? Pause other downloads; restart the streaming device.
- No sound? Check TV volume/mute; try another HDMI port.

Switching Back to Cable Channels

- 1) Use the TV remote (not the streaming remote).
- 2) Press INPUT/SOURCE and choose 'Cable' (or your cable box input).
- 3) To return to streaming, pick the HDMI for the streaming device.

Glossary (Plain Words)



- App: a channel you install (like Pluto, Tubi, Netflix).
- Wi-Fi: the wireless Internet in your home.
- HDMI: the plug/port carrying picture and sound to your TV.
- Input/Source: tells the TV which device to show.

Free Streaming Apps (Movies & TV Shows)

- **Tubi** – Huge library of movies and TV shows, ad-supported.
- **Pluto TV** – Offers 250+ live TV channels plus on-demand shows/movies.
- **Crackle** – Mix of movies, TV series, and original content.
- **Plex** – Free movies & TV plus live TV channels; also organizes your own media.
- **Peacock (Free Tier)** – NBCUniversal app with movies, TV, and news.
- **The Roku Channel** – Free movies, TV shows, and live channels (works even without a Roku device).
- **Freevee (Amazon Freevee)** – Amazon's free ad-supported streaming service.
- **Vudu (Free Section)** – Free movies and TV episodes with ads.
- **Xumo Play** – Live channels and on-demand movies/TV.

Free Live TV & News Apps

- NewsON – Local news stations across the U.S. (live & replay).
- Haystack News – Personalized news streaming from many sources.
- ABC News Live – 24/7 news stream from ABC.
- CBS News (CBSN) – Free 24/7 live news channel.
- Bloomberg TV+ – Free streaming news for business/markets.



Free Music & Entertainment

- YouTube – Free videos, shows, and music playlists.
- Vevo – Music video streaming app.
- iHeartRadio – Free music, radio stations, and podcasts.
- Pandora (Free Tier) – Streaming music with ads.

To print up a pdf list of free streaming apps go to:

Free Streaming Apps Guide

All apps are free to use (ad-supported). Install from your device's app store (Fire TV, Roku, Apple TV, Smart TV, or mobile).

■ Movies & TV Shows

Tubi	Huge library of movies and TV shows (ad-supported).
Pluto TV	250+ live channels plus lots of on-demand movies and shows.
Crackle	Solid mix of movies, classic TV series, and some originals.
Plex	Free movies & TV and 250+ live channels; also organizes your own media.
Peacock	Free tier with rotating shows, movies, news, and select sports clips.
The Roku Channel	Free movies, TV, and live channels—works in browsers and many devices.
Freevee	Amazon's free streaming service with movies & TV shows.
Vudu	'Free with ads' section with movies and TV episodes.
Xumo Play	Live channels and on-demand movies/TV shows.

■ Live TV & News

NewsON	Live & replay local news from stations across the U.S.
Haystack News	Personalized news from many sources and categories.
ABC News Live	24/7 live national news stream.
CBS News	Free 24/7 live news channel with local affiliates in many cities.
Bloomberg TV+	Live business and markets coverage.

■ Music & Entertainment

YouTube	Free videos, shows, and music playlists.
Vevo	Official music videos from thousands of artists.
iHeartRadio	Live radio stations and podcasts.
Pandora	Personalized radio-style music streaming (free tier).

Tip: On Fire TV or Roku, use the Search or App Store to find each app. Look for the same name and color badge shown here.



If you have more questions on this topic, feel free to email me at:
NettlesLorraine288@gmail.com